


元智大學

SSL VPN 校外連線服務

Windows版



請先至下方連結:

<https://sslvpn.yzu.edu.tw>

1. Username請輸入:  
**Portal帳號**
2. Password請輸入:  
**Portal密碼**
3. 輸入完成請點選LOG IN



## GlobalProtect Portal

[Download Windows 32 bit GlobalProtect agent](#)

[Download Windows 64 bit GlobalProtect agent](#)

[Download Mac 32/64 bit GlobalProtect agent](#)

Windows 32 bit OS needs to download and install Windows 32 bit GlobalProtect agent.

Windows 64 bit OS needs to download and install Windows 64 bit GlobalProtect agent.

Mac OS needs to download and install Mac 32/64 bit GlobalProtect agent.

點選下載Windows版本  
GlobalProtect agent

🔍 如何判斷32 or 64bit



## GlobalProtect Portal

[Download Windows 32 bit GlobalProtect agent](#)

[Download Windows 64 bit GlobalProtect agent](#)

[Download Mac 32/64 bit GlobalProtect agent](#)

Windows 32 bit OS needs to download and install Windows 32 bit GlobalProtect agent.

Windows 64 bit OS needs to download and install Windows 64 bit GlobalProtect agent.

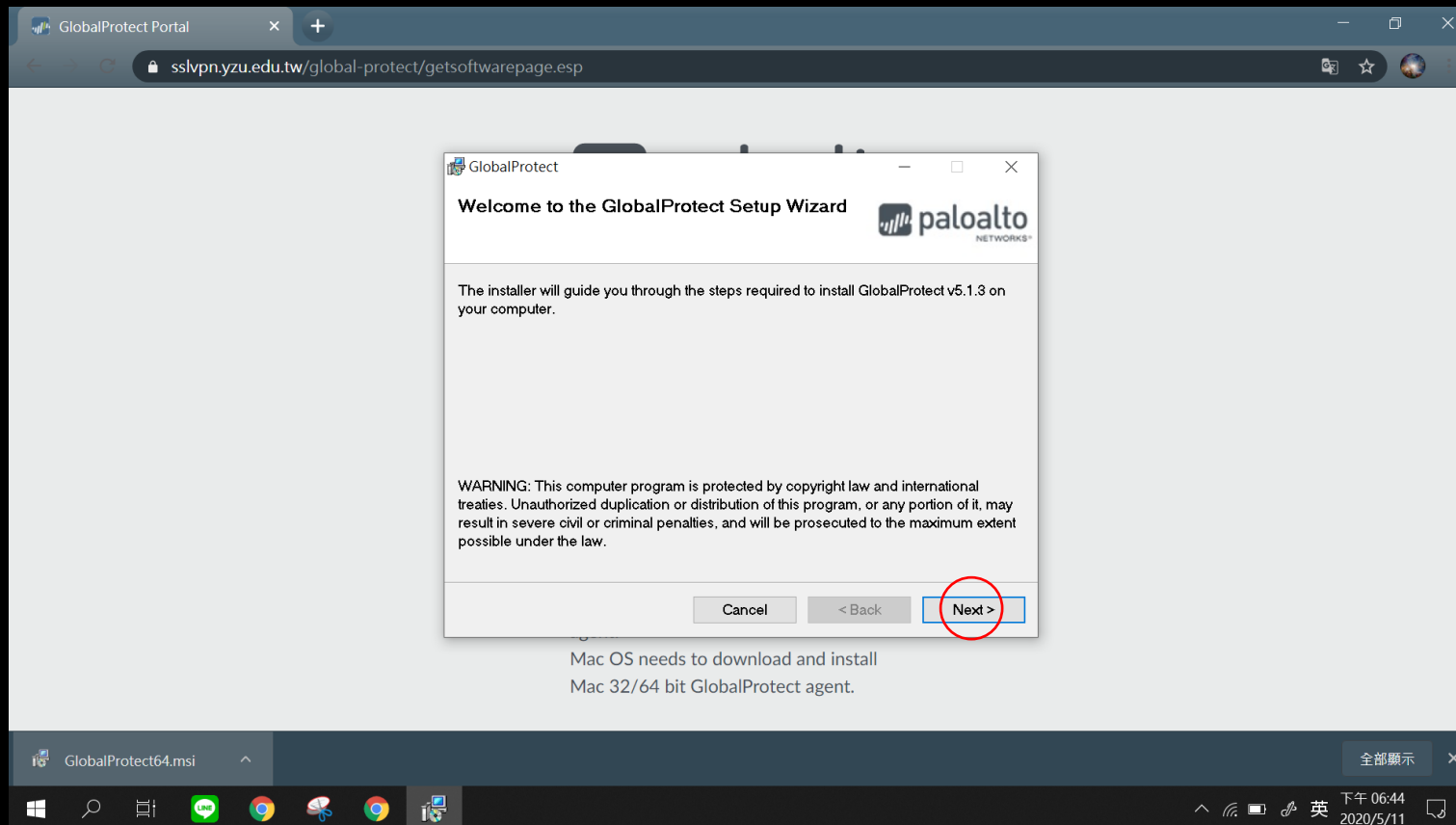
Mac OS needs to download and install Mac 32/64 bit GlobalProtect agent.

安裝GlobalProtect

GlobalProtect64.msi

全部顯示

下午 06:44  
2020/5/11



請點選「Next」

GlobalProtect Portal

sslvpn.yzu.edu.tw/global-protect/getsoftwarepage.esp

GlobalProtect

### Select Installation Folder

The installer will install GlobalProtect to the following folder.

To install in this folder, click "Next". To install to a different folder, enter it below or click "Browse".

Folder:  
C:\Program Files\Palo Alto Networks\GlobalProtect

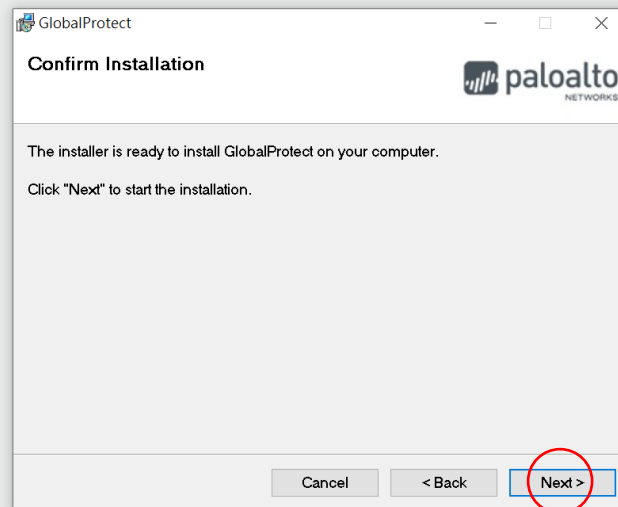
Browse...  
Disk Cost...

Cancel < Back **Next >**

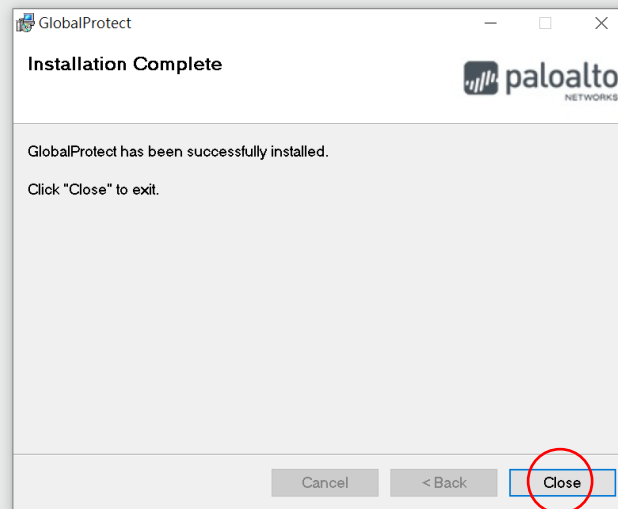
agent.  
Mac OS needs to download and install  
Mac 32/64 bit GlobalProtect agent.

Windows taskbar: 下午 06:45 2020/5/11

請點選「Next」



請點選「Next」



agent.  
Mac OS needs to download and install  
Mac 32/64 bit GlobalProtect agent.

安裝完成  
點選「Close」





## GlobalProtect Portal

[Download Windows 32 bit GlobalProtect agent](#)

[Download Windows 64 bit GlobalProtect agent](#)

[Download Mac 32/64 bit GlobalProtect agent](#)

Windows 32 bit OS needs to download and install Windows 32 bit GlobalProtect agent.

Windows 64 bit OS needs to download and install Windows 64 bit GlobalProtect agent.

Mac OS needs to download and install Mac 32/64 bit GlobalProtect agent.

GlobalProtect



歡迎來到 GlobalProtect  
請輸入您的入口網站位址

連線

打開GlobalProtect  
輸入sslvpn.yzu.edu.tw  
完成後，點選連線



下午 06:49  
2020/5/11



## GlobalProtect Portal

[Download Windows 32 bit GlobalProtect agent](#)

[Download Windows 64 bit GlobalProtect agent](#)

[Download Mac 32/64 bit GlobalProtect agent](#)

Windows 32 bit OS needs to download and install Windows 32 bit GlobalProtect agent.

Windows 64 bit OS needs to download and install Windows 64 bit GlobalProtect agent.

Mac OS needs to download and install Mac 32/64 bit GlobalProtect agent.

GlobalProtect

登入  
Enter login credentials

入口網站: sslvpn.yzu.edu.tw

s1234567

.....

登入

取消

1. Username請輸入:  
**Portal帳號**
2. Password請輸入:  
**Portal密碼**
3. 輸入完成請點選登入



## GlobalProtect Portal

[Download Windows 32 bit GlobalProtect agent](#)

[Download Windows 64 bit GlobalProtect agent](#)

[Download Mac 32/64 bit GlobalProtect agent](#)

Windows 32 bit OS needs to download and install Windows 32 bit GlobalProtect agent.

Windows 64 bit OS needs to download and install Windows 64 bit GlobalProtect agent.

Mac OS needs to download and install Mac 32/64 bit GlobalProtect agent.



連線成功後即完成設定

若要取消連線狀態

請按照p.12步驟



點選右上方的 三  
接著點選停用





已停用  
若要再次啟用，請點選啟用

